

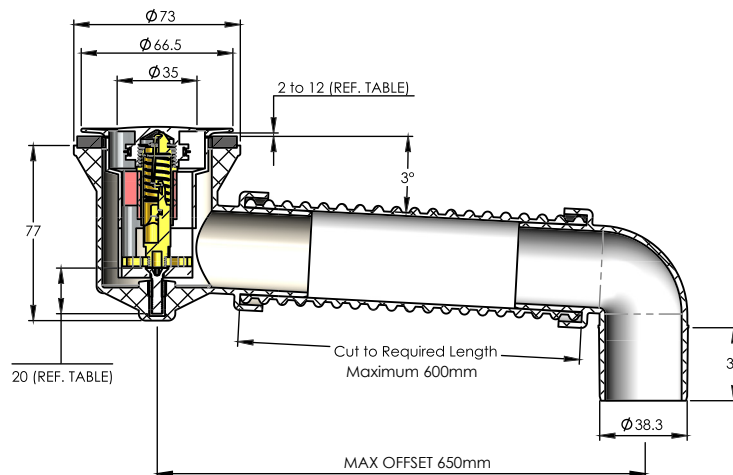
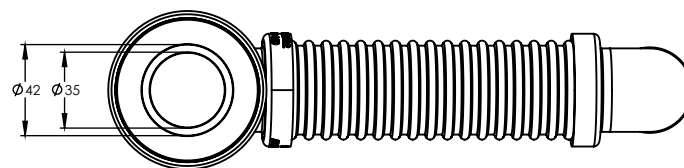


BATH BEND POP DOWN[®] WITH CONNECTOR

PLUG & WASTES

- ✓ Flexible connector 600mm in length
- ✓ Removable cartridge for drain access and cleaning
- ✓ Easy installation due to top fix design
- ✓ Adjustable depth for bath thickness up to 12mm
- ✓ Premium solution for free standing baths
- ✓ Ideal for limited space (77mm height)
- ✓ World Wide Patents Granted or Pending

CODE	OUTLET SIZE	FINISH	CTN QTY
21831.01	40mm	Chrome	10



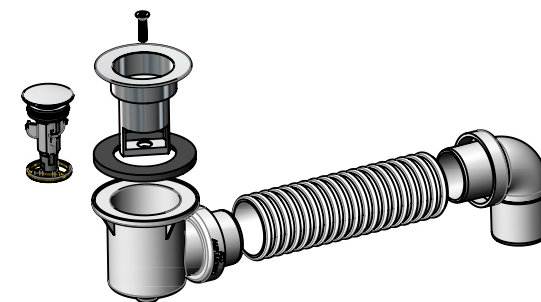
NOTE:

FIXING SCREW MUST BE STAINLESS STEEL, M5 COUNTERSUNK HEAD. REPLACE WITH DIFFERENT LENGTH OF SCREW FOR DIFFERENT BATH WALL THICKNESS. REFER TABLE BELOW:

Screw pack available for baths thicker than 12mm - Product code: 29391 to suit 21831



BATH WALL THICKNESS	S/S SCREW C/SUNK HD
12 ~ 22 mm	M5 x 30
22 ~ 32 mm	M5 x 40
32 ~ 42 mm	M5 x 50
42 ~ 52 mm	M5 x 60
52 ~ 62 mm	M5 x 70



Available Finishes

