

Nero






VEGIE SPRAY KITCHEN MIXER



SPECIFICATION

PRODUCT CODE	YSW2317-08
WELS RATING	5 STAR 6L/MIN
WATERMARK LICENSE	WM-060073
TEMPERATURE RATING	MIN 1°C-MAX 75°C
PRESSURE RATING	MIN 150KPa-MAX 500KPa

FINISH

	NR231708CH	chrome
	NR231708MB	matte black
	NR231708GM	gun metal
	NR231708CW	chrome white
	NR231708BG	brushed gold

MAINTENANCE AND CARE

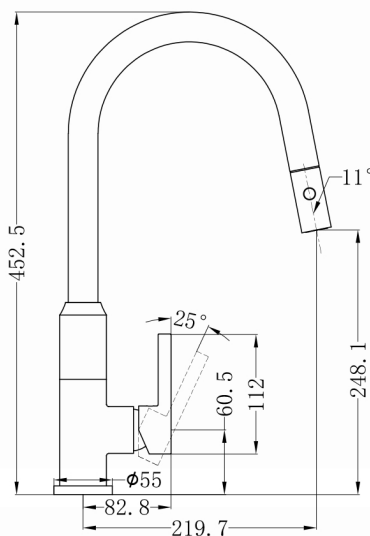
All surfaces should be cleaned with mild liquid detergent or soap and water.

Do not use cream cleaners or citrus based cleaning products, as they are abrasive.

Use of unsuitable cleaning agents may damage the surface. Any damage caused in this way will not be covered by warranty.

PACKAGING INCLUDES

- 1x kitchen mixer
- 2x flexible hose
- 1x base ring
- 1x threaded pipe
- 1x fixing nut
- 1x steel washer
- 1x rubber washer
- 1x fixing bolt (for fixing nut)
- 1x allen key



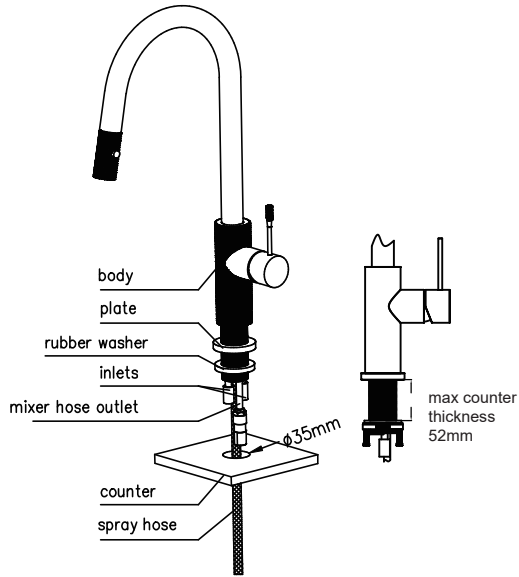
Dimensions are nominal measurements only.



Versions: 2019.11.26

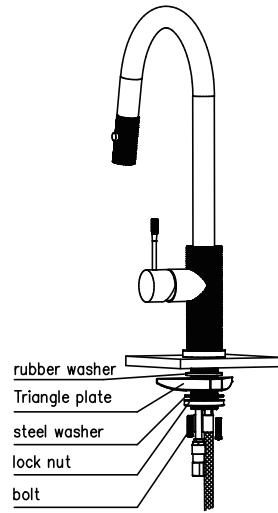
www.nerotapware.com.au

1



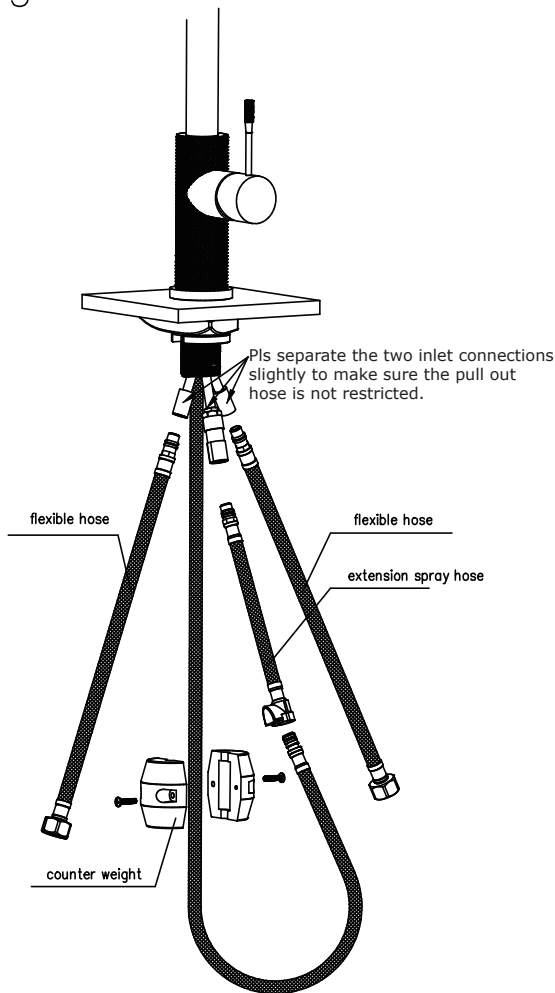
Use a 35mm hole saw cut a hole through the counter. Remove the lock nut, triangle plate, steel washer. Feed spray hose through the hole and position the mixer over the hole.

2

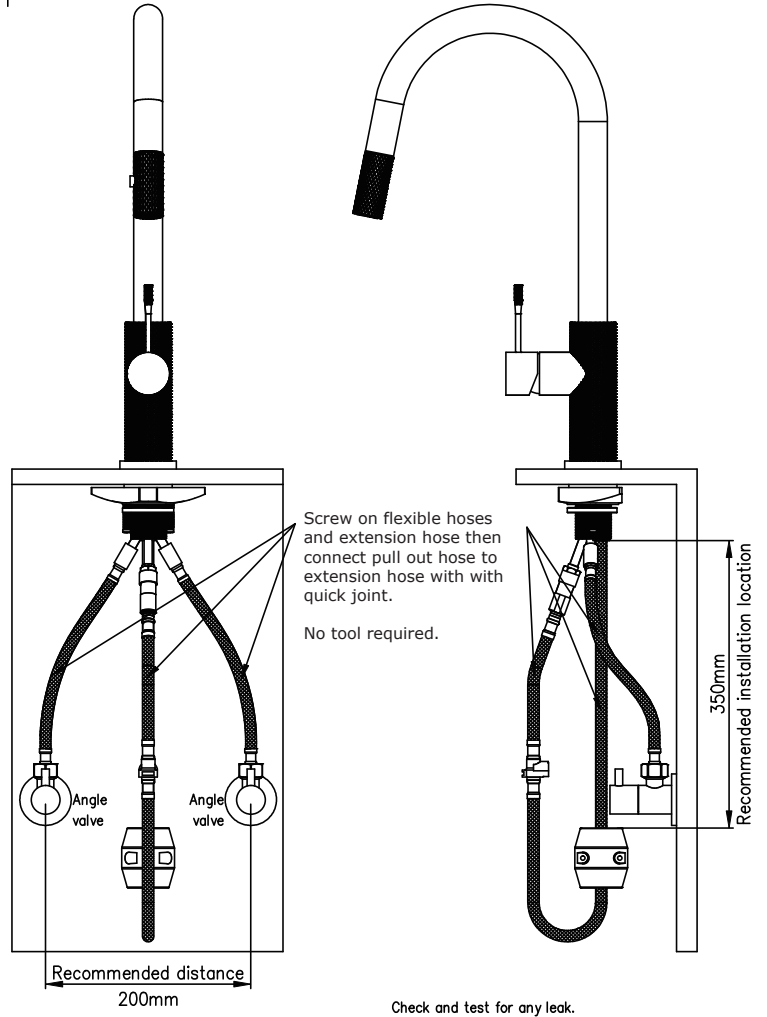


Slide the rubber washer, triangle plate and steel washer and lock nut over spray hose, screw onto thread pipe. Tighten the lock nut firmly and then tighten the 2 bolts on the lock nut firmly as well.

3



4



Check and test for any leak.